

[kg] Article n°

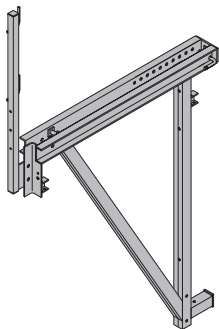
[kg] Article n°

Cantilever bracket D15 K

Sperrenkonsole D15 K

136.4 580630000

Painted blue
Width: 166 cm
Delivery condition: railing included



Vertical waling D15 3.00m U120

Vertical waling D15 3.50m U140

Vertical waling D22 3.00m U160

Vertical waling D22 4.00m U160

Sperrenriegel D

87.6 580632000

119.7 580638000

115.5 580613000

154.5 580615000

Painted blue

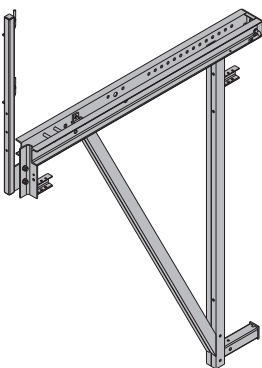


Cantilever bracket D15/3

Sperrenkonsole D15/3

170.0 580631000

Painted blue
Width: 215 cm
Delivery condition: railing included



Spindle strut D15 3.00m

Spindelstrebe D15 3,00m

38.0 580633000

Painted blue
Length: 211 - 252 cm

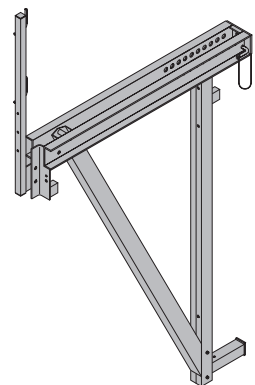


Cantilever bracket D22 K

Sperrenkonsole D22 K

190.0 580610000

Painted blue
Width: 189 cm
Delivery condition: railing included

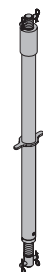


Spindle strut D22 3.00m

Spindelstrebe D22 3,00m

52.6 580616000

Painted blue
Length: 215 - 258 cm



Spindle strut D22 4.00m

Spindelstrebe D22 4,00m

55.4 580617000

Painted blue
Length: 258 - 301 cm

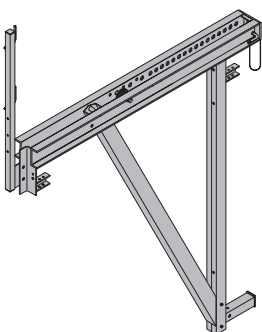


Cantilever bracket D22 F

Sperrenkonsole D22 F

203.0 580611000

Painted blue
Width: 237 cm
Delivery condition: railing included

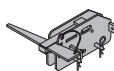


Swivel bearing plate D15

Gelenkaufsatz D15

20.8 580634000

Painted blue
Length: 43.5 cm
Height: 22.8 cm



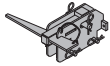
[kg] Article n°

[kg] Article n°

Swivel bearing plate D15 S

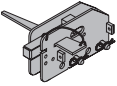
Gelenkaufsatz D15 S

18.5 580635000

Painted blue
Length: 36.8 cm
Height: 22.4 cm**Swivel bearing plate D22**

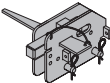
Gelenkaufsatz D22

30.0 580618000

Painted blue
Length: 52 cm
Height: 27 cm**Swivel bearing plate D22 S**

Gelenkaufsatz D22 S

26.0 580624000

Painted blue
Length: 45 cm
Height: 27 cm**Suspension profile D15/D22**

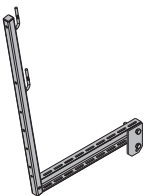
Hängeprofil D15/D22

28.6 580621000

Galvanised
Height: 260 cm**Screw-on access bracket MF75**

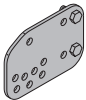
Anschraubbühne MF75

19.0 580669000

Galvanised
Length: 113 cm
Height: 152 cm**Swivel plate MF**

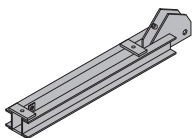
Schwenkplatte MF

4.5 580672000

Galvanised
Length: 29 cm
Height: 20 cm**Starter block unit D15**

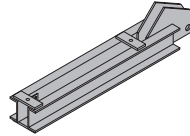
Grundblockriegel D15

48.2 580636000

Painted blue
Length: 145 cm**Starter block unit D22**

Grundblockriegel D22

80.0 580622000


Painted blue
Length: 147 cm**Anchor waling 1.95m**

Anchor waling 2.95m

Ankerriegel

76.3 580545000

110.0 580546000

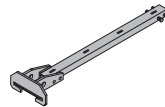


Painted blue

Travelling profile D22

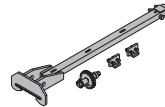
Fahrprofil D22

20.0 580619000

Galvanised
Length: 114 cm**Retraction set D15**

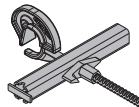
Rückfahrset D15

21.0 580637000

Galvanised
Length: 114 cm**Waling-to-bracket holder 9-24cm**

Riegelhalter 9-24cm

2.9 580639000

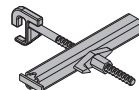


Galvanised

Waling-to-bracket holder D22

Keilriegelhalter D22

2.7 580623000

Galvanised
Length: 31 cm
Height: 31 cm**Scaffold tube 48.3mm 1.00m**

Scaffolding tube 48.3mm 1.00m

4.5 580672000

Scaffold tube 48.3mm 1.00m

3.6 682014000

Scaffold tube 48.3mm 1.50m

5.4 682015000

Scaffold tube 48.3mm 2.00m

7.2 682016000

Scaffold tube 48.3mm 2.50m

9.0 682017000

Scaffold tube 48.3mm 3.00m

10.8 682018000

Scaffold tube 48.3mm 3.50m

12.6 682019000

Scaffold tube 48.3mm 4.00m

14.4 682021000

Scaffold tube 48.3mm 4.50m

16.2 682022000

Scaffold tube 48.3mm 5.00m

18.0 682023000

Scaffold tube 48.3mm 5.50m

19.8 682024000

Scaffold tube 48.3mm 6.00m

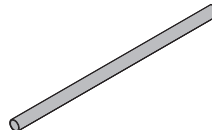
21.6 682025000

Scaffold tube 48.3mmm

3.6 682001000

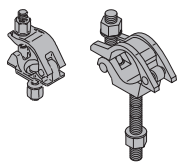
Gerüstrohr 48,3mm

Galvanised



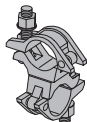
[kg] Article n°

Screw-on coupler 48mm 50 0.84 682002000
Screw-on coupler 48mm 95 0.88 586013000
 Anschraubkupplung



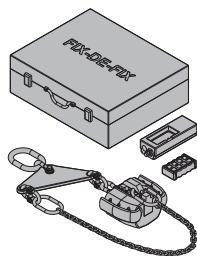
Galvanised
 Width-across: 22 mm

Swivel coupler 48mm 1.5 582560000
 Drehkupplung 48mm



Galvanised
 Width-across: 22 mm

Fix-De-Fix remote uncoupling system 3150kg 27.0 586014000
 Abhängeautomat Fix-De-Fix 3150kg



Follow the directions in the "Operating Instructions"!

CE

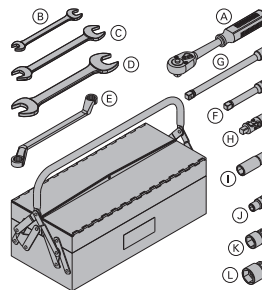


Tool box GF 6.5 580390000

GF-Werkzeugbox

included in scope of supply:

- (A) **Reversible ratchet 1/2"** 0.73 580580000
 Galvanised
 Length: 30 cm
- (B) **Fork wrench 13/17** 0.08 580577000
 (C) **Fork wrench 22/24** 0.22 580587000
 (D) **Fork wrench 30/32** 0.80 580897000
 (E) **Ring spanner 17/19** 0.27 580590000
 (F) **Extension 11cm 1/2"** 0.20 580581000
 (G) **Extension 22cm 1/2"** 0.31 580582000
 (H) **Universal joint coupling** 0.16 580583000
 (I) **Nut for box spanner 19 1/2" L** 0.16 580598000
 (J) **Box nut 13 1/2"** 0.06 580576000
 (K) **Box nut 24 1/2"** 0.12 580584000
 (L) **Box nut 30 1/2"** 0.20 580575000

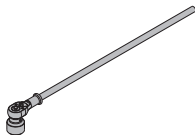


Warning sign "No entry" 300x300mm 0.70 581575000
 Verbotsschild "Zutritt Verboten" 300x300mm



Ratchet MF 3/4" SW50 3.8 580648000
 Antriebsknarre MF 3/4" SW50

Galvanised

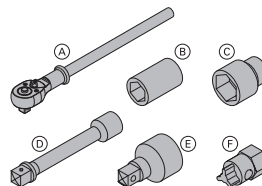


Additional tools MF 4.1 580682000

Zusatzwerkzeuge MF

consisting of:

- (A) **Reversible ratchet 3/4"** 1.5 580894000
 Galvanised
 Length: 50 cm
- (B) **Box nut 17 1/2"** 0.07 580685000
 (C) **Box nut 50 3/4"** 0.81 581449000
 (D) **Extension 20cm 3/4"** 0.68 580683000
 (E) **Transition piece A 1/2"x3/4"** 0.18 580684000
 (F) **Universal cone spanner 15.0/20.0** 0.90 581448000
 Galvanised
 Length: 9 cm
 Width-across: 50 mm



Doka Safety Systems



You will find working and protection platforms, guardrail systems and access systems in the section headed "Doka Safety Systems".