

Quality Criteria on Rental formwork

Framed wall formwork

doka



Content

- 3 Rental service at Doka
- 4 Important Information
- 6 Correct vs incorrect handling of material
- 12 Return delivery to a Doka branch
- 13 Prepare material for the return delivery
- 14 Quality criteria included in rental price
- 15 Quality criteria: repairable vs non-repairable
- 22 Guaranteed Doka quality



Rental service at Doka

The **functional** and **technical** safety of our formwork is a **top priority** for trouble-free site operations.

To ensure this, Doka has also **defined** quality standards for Doka rental formwork.

This **ensures** that our customers get **always supplied with the same high quality** they have come to expect.

This brochure provides you with information on the quality criteria for outbound and return deliveries, and on how Doka identifies damaged or scrap material during the return delivery process to ensure that formwork equipment is handled with care on the site.



Important information

For the careful handling of formwork material on the construction site

In **customer training courses**, site managers, foremen, supervisors and other personnel are trained in the proper use of Doka formwork.

Trainings are not automatically part of the rental process. Please speak with our local branch team.

Doka provides **specialist personnel** at many of its branch offices who actively support the site crew.

Take advantage of this service to avoid costly damage to the formwork equipment. Damages on formwork get charged.

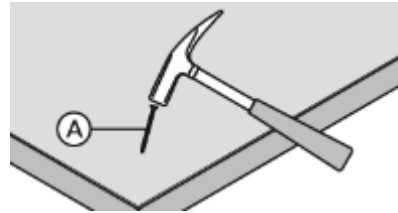


Important information

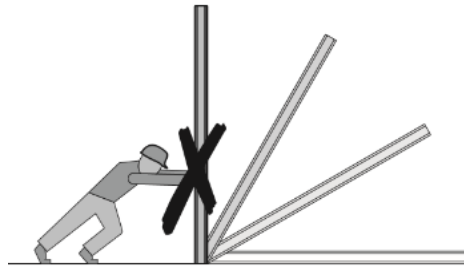
For the careful handling of formwork material on the construction site



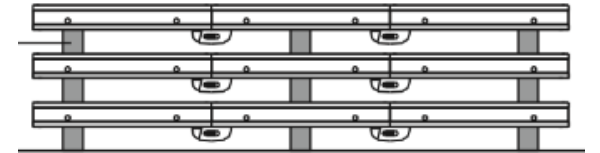
Do not hammer the frame profiles.



Do not use nails larger than 60 mm on the formwork.



Do not knock over or drop panels.



Only stack panel assemblies on top of each other by use of support timbers.

Correct vs incorrect handling


of Doka materials

Incorrect



No release agent used before panel use.

Consequence



Increased costs due to shorter plywood lifetime and plywood change.

Correct



Spray plywood surface with release agent before panel use.

Correct vs incorrect handling

of Doka materials

Incorrect



Incorrect lifting of panels.

Consequence



Increased costs due to causing panel profile damages.

Correct



Use lifting hooks for correct panel handling.

Correct vs incorrect handling

of Doka materials

Incorrect



Rough removal of panels.

Consequence



Increased costs due to causing bent and twisted panel frames.

Correct



Removing panels carefully to prevent damages to panel frames.

Correct vs incorrect handling

of Doka materials

Incorrect



Incorrect storage with plywood facedown and surface on ground.

Consequence



Increased costs due to plywood damages and plywood change as well as further repairs.

Correct



Storing panels with plywood face up and using cutted timber below.

Correct vs incorrect handling

of Doka materials

Incorrect



Incorrect assembly of panels with unsuitable tools.

Consequence



Increased costs due to causing damages of panels and accessories.

Correct



Use formwork hammer to assemble panels

Correct vs incorrect handling

of Doka materials

Incorrect



Strong soiled materials.

Consequence



Increased costs due to necessity of manual cleaning.

Correct



Cleaning panels by using high pressure washer or careful usage of hand scraper.

Return Delivery to a Doka Branch



- Announce the return delivery 2+ days before the physical return of the material.
- On request, Doka can organize at cost from your construction site.
- Scheduling supports the construction site and Doka in planning further capacity.



- Roughly clean and pre-sort the formwork material before transporting it away.
- Reduce your transport costs by packing material in Doka transport units to save space and transport volume.



Prepare material for the return delivery

- When loading, both the shipper and the driver are responsible for ensuring correct load securing. Compliance with the applicable regulations is necessary.
- Load and stow the formwork equipment safely on the vehicle using the Doka transport units.
- The weight of one packaging unit may not exceed 2 tons. Position timber at least 8 cm high under all packaging units that are not packed in stacking pallets and multi trip boxes. This is necessary for unloading with forklifts.
- With the stackability of the transport units we enable efficient utilisation of the transports.



doka


Quality criteria

included in rental price

Fine cleaning of the formwork material takes place at the Doka branch using modern cleaning equipment.



For **lightly soiled panels**
cleaning done by Doka.

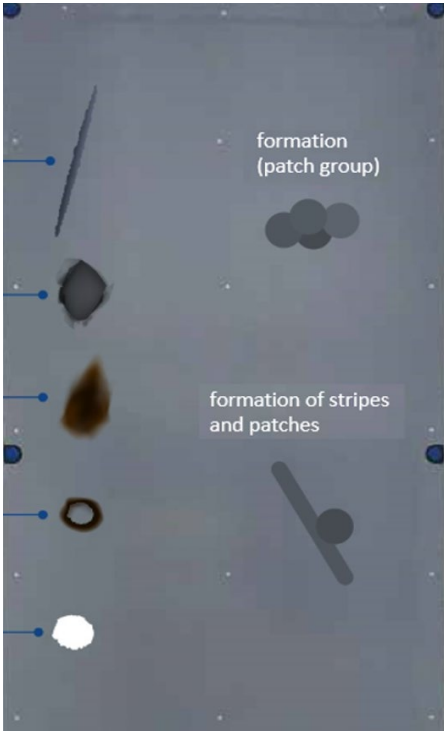


Nail holes with diameter of
up to 4 mm in plywood.

Quality criteria on plywood

Repairable (minor costs) vs non-repairable (plywood change charged)

Repairable



1. Scratches max. 10 cm length and 2 mm deep
2. Detachments of plastic coating max. 2,5cm and 2 mm deep
3. Burned plywood max. 10 cm and 2 mm deep
4. Damages in diameter of 4 mm and 2 mm deep (Xlife patch D40)
5. Holes & drills in diameter of 2 cm (Xlife patch D60)

Non-repairable



1. Burned plywood > 10 cm
2. Scratches > 10 cm length, 2 mm width and 2 mm depth
3. Missing/damaged anchor protection
4. Holes & drills in diameter > 2 cm
5. Plywood cracks > 10 cm length

Quality criteria



\$\$\$

Plywood change required – not included in rental price (charged extra)



Scratches > 10 cm
2 mm wide + 2 mm deep



Plywood crack > 10 cm length



Plywood crack > 10 cm length



Missing or damaged anchor
protection



Holes + drills diameter > 2 cm



Holes + drills diameter > 2 cm



Plywood crack > 10 cm length



Burned plywood = 10 cm

Quality criteria

\$\$

Panels repairable – not included in rental price (charged extra)



Heavy soiled profiles,
extra cleaning



Profile anchor holes damaged
or filled with concrete



Change cross profile



Dents



Anchoring impossible



Hole in profile – weld needed



Corner splitted



Dents


Quality criteria

\$\$

Panels repairable – not included in rental price (charged extra)



Inner frame profile filled with concrete



Heavy soiled connection part



Frame profile dented



Frame profile bent >2mm



Frame profile bent >2mm

Quality criteria

\$\$\$

Panels non-repairable – not included in rental price (charged extra)



Length profile broken



Anchor hole damaged and length profile twisted



Length profile deformation – not allowed to change the length profile



Length profile broken



Length profile broken



Length profile bent / panel deformation



Panel bent / panel deformation

Quality criteria

\$\$

Accessories non-repairable – not included in rental price (charged extra)



Connecting part bent



bent



bent



Connecting part bent



Weld cracked



bent

Quality criteria

\$\$

Accessories non-repairable – not included in rental price (charged extra)



Connecting part to bracket
broken/bent



Bent + twisted



Twisted and deformed > 5mm

Doka guarantees high quality.

In case of questions get in touch with your closest Doka branch. Our Staff will be happy to assist you.

The information and photos contained in this document are purely for informational purposes and to show examples. In no way is any information contained herein legally binding or exhaustive. Doka does not assume any liability under this document.

