

## Short Instruction

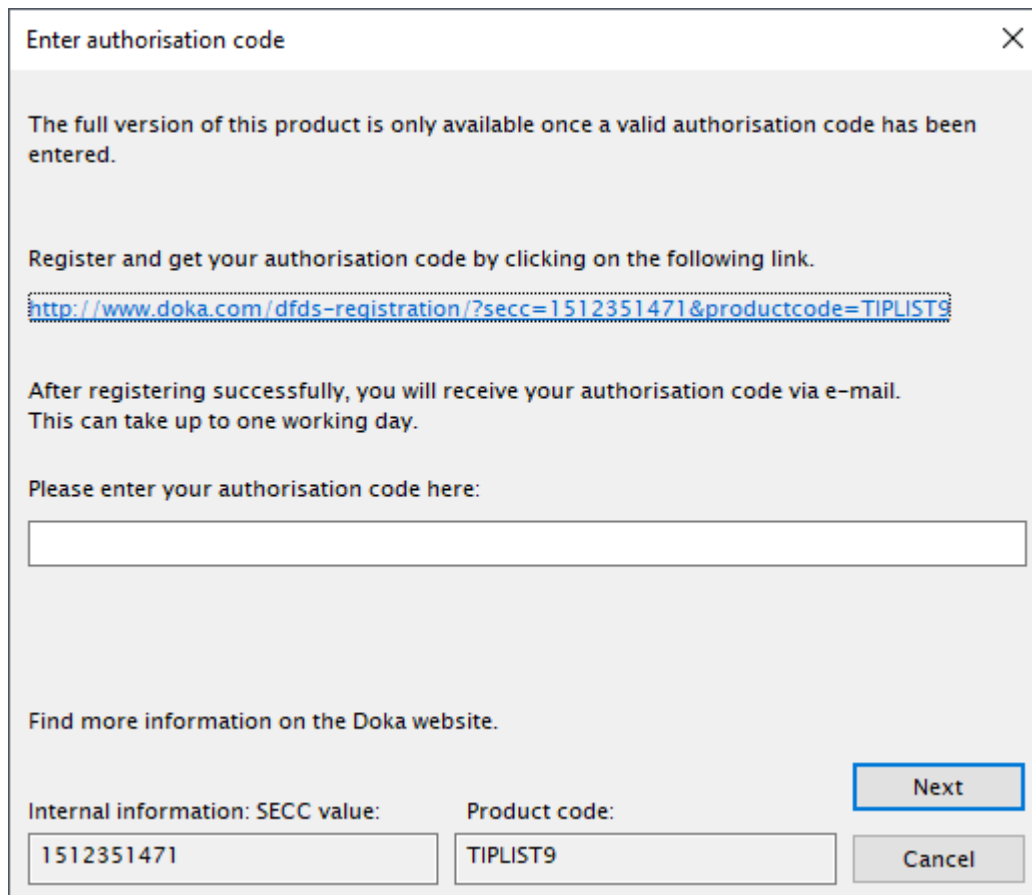
### Authorisation DFDS Doka Formwork Design Software

#### Some important hints in advance:

- Please, first check the system requirements, shown on our website. When the condition is not fully satisfied, Doka cannot guarantee for smooth ability and functionality. Caution: The system requirements of each program module are different!
- The "DokaCAD" installations requires an already existing and appropriate CAD software installation.
- Each program module must be registered separately!
- The authorisation code is only valid for the computer and the program module, from where the registration was done!

#### Authorisation process:

- 1.) Call the requested program (Tipos, DokaCAD for AutoCAD, DokaCAD for Revit, Beam Statics or Piecelist Editor).



Enter authorisation code

The full version of this product is only available once a valid authorisation code has been entered.

Register and get your authorisation code by clicking on the following link.

<http://www.doka.com/dfds-registration/?secc=1512351471&productcode=TIPLIST9>

After registering successfully, you will receive your authorisation code via e-mail.  
This can take up to one working day.

Please enter your authorisation code here:

Find more information on the Doka website.

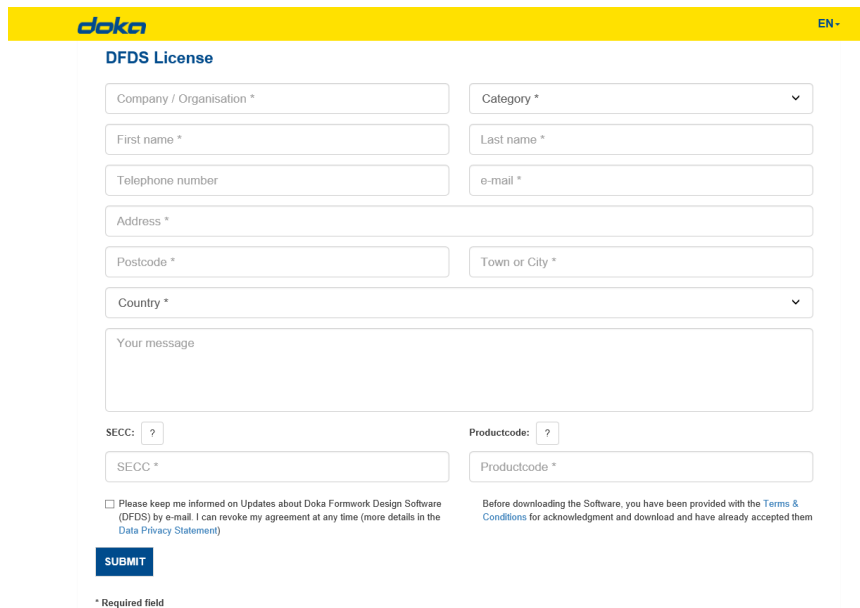
Internal information: SECC value: 1512351471      Product code: TIPLIST9

Next      Cancel

## Short Instruction

### Authorisation DFDS Doka Formwork Design Software

2.) When clicking on the link (blue, underlined text) in the screenshot shown above, you are connected to the following form on the Doka website:

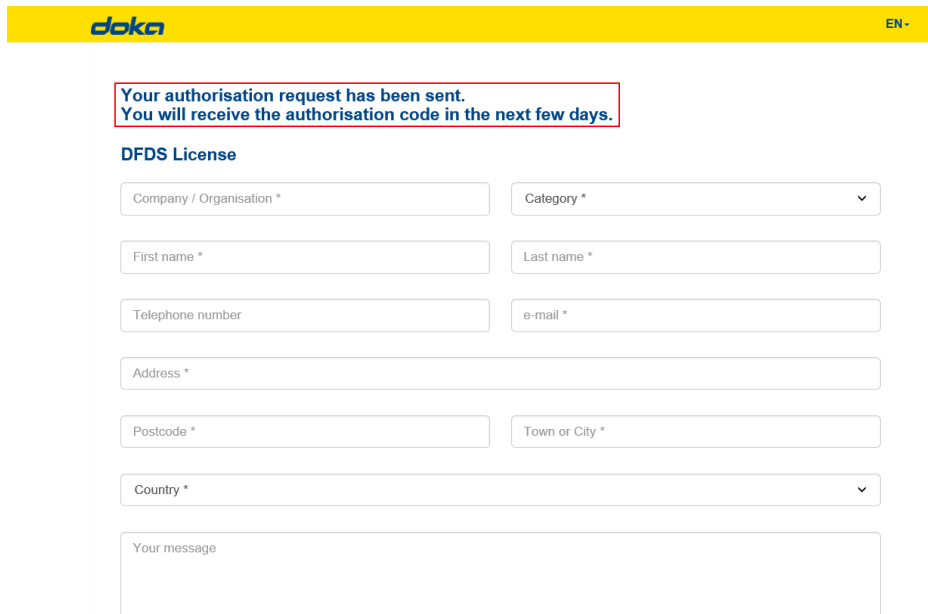


The screenshot shows the 'DFDS License' form on the Doka website. The form is titled 'DFDS License' and includes a 'doka' logo in the top left corner and 'EN -' in the top right corner. The form fields are as follows:

- Company / Organisation \*
- Category \*
- First name \*
- Last name \*
- Telephone number
- e-mail \*
- Address \*
- Postcode \*
- Town or City \*
- Country \*
- Your message
- SECC: ?
- Productcode: ?
- SECC \*
- Productcode \*

Below the form fields, there is a checkbox for 'Please keep me informed on Updates about Doka Formwork Design Software (DFDS) by e-mail. I can revoke my agreement at any time (more details in the [Data Privacy Statement](#))'. To the right of this checkbox, there is a note: 'Before downloading the Software, you have been provided with the [Terms & Conditions](#) for acknowledgment and download and have already accepted them'. At the bottom of the form, there is a blue 'SUBMIT' button and a note: '\* Required field'.

3.) If the registration is complete and sent, the following message is displayed:



The screenshot shows the confirmation message on the Doka website. The message is displayed in a red-bordered box at the top of the page, stating: 'Your authorisation request has been sent. You will receive the authorisation code in the next few days.' Below the message, the 'DFDS License' form is visible, which is identical to the one in the previous screenshot. The form includes the same fields: Company / Organisation \*, Category \*, First name \*, Last name \*, Telephone number, e-mail \*, Address \*, Postcode \*, Town or City \*, Country \*, and Your message. The 'SUBMIT' button is also present at the bottom of the form.

## **Short Instruction**

### **Authorisation DFDS Doka Formwork Design Software**

- 4.) Close the website now. Afterwards close the dialogue "Enter authorisation code" with "Cancel". Now the program runs still as demo version! This dialogue will still be displayed when starting the program again, until a valid authorisation code is entered.
- 5.) Within the next working days you will get an e-mail with the authorisation code for the requested module, which you must enter in the dialogue mentioned in point 1.). We recommend entering the authorisation code with Copy / Paste, to avoid type errors.

**Then the program is fully usable!**