

Quick guide

Download and register "Doka Software Installer"

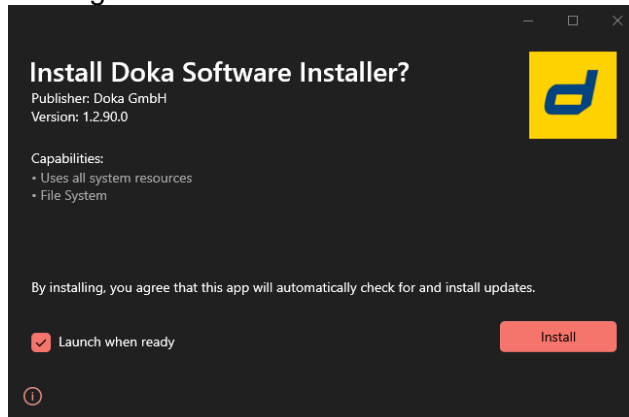


Important notes in advance:

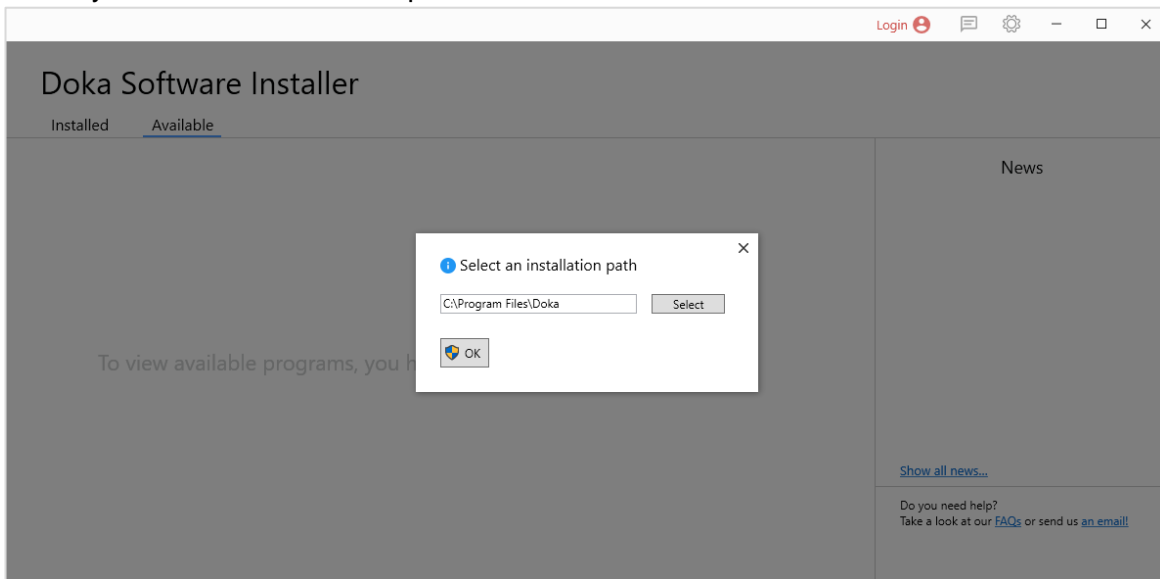
- Please check the system requirements listed on our website. If these are not fully met, Doka cannot guarantee that the program will run and function properly. Attention: The system requirements are different for each program module!
- For the "DokaCAD" installations, an already corresponding and existing, suitable CAD software installation is required.

Download and installation:

1. When you accept the terms and conditions on our homepage, your internet browser will download the installer as a Windows App.
2. Open this app to install the "Doka Software Installer". We recommend deinstalling any existing DFDS installations. Please make sure you have access to admin rights during the installation.



3. Select your desired installation path.

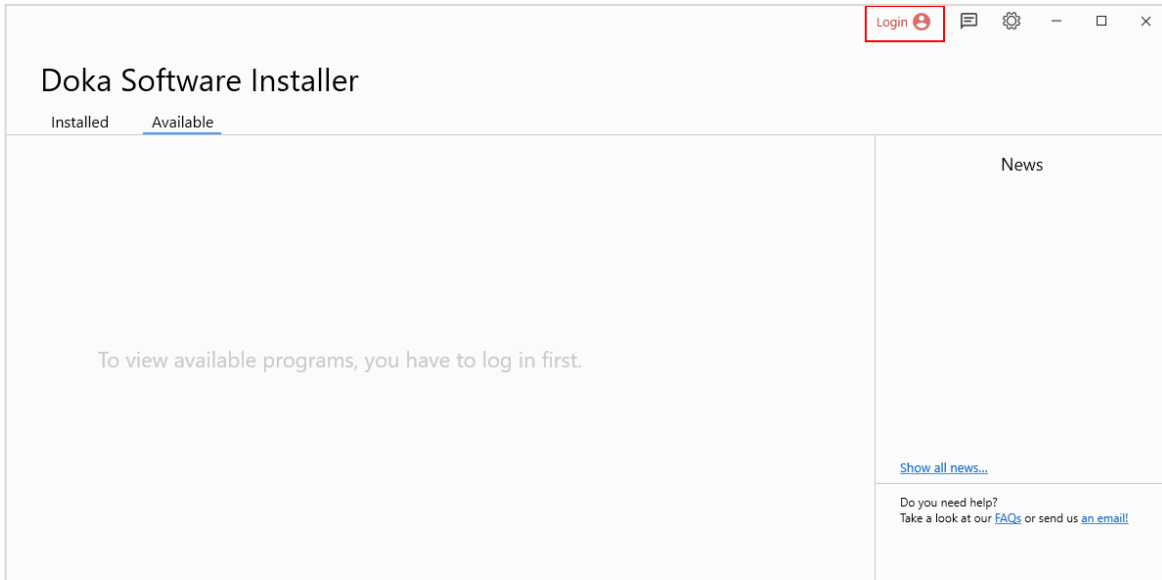


Quick guide

Download and register "Doka Software Installer"



4. In order to see the available software, you have to login. Click "Login" and follow the registration process.



5. You can now install the available software packages.