Pokyny pro zajištění nákladu

Cargo securing instructions

Vždy měj zametenou ložnou plochu a čistá kontaktní místa

Well swept loading platform and contact areas!

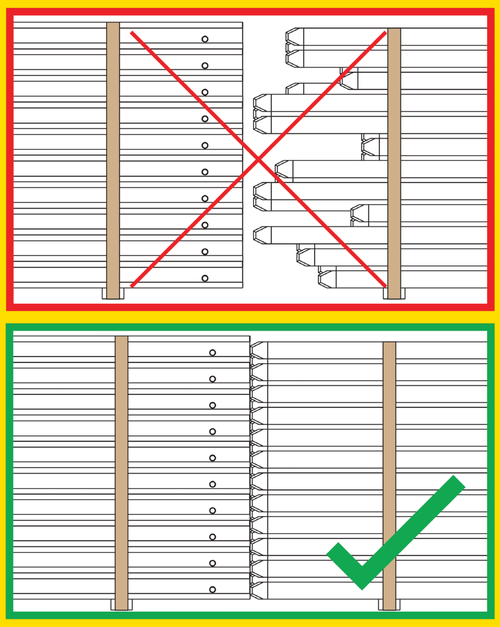

Nakládej materiál do jedné roviny

Exact flush alignment of the loading units!

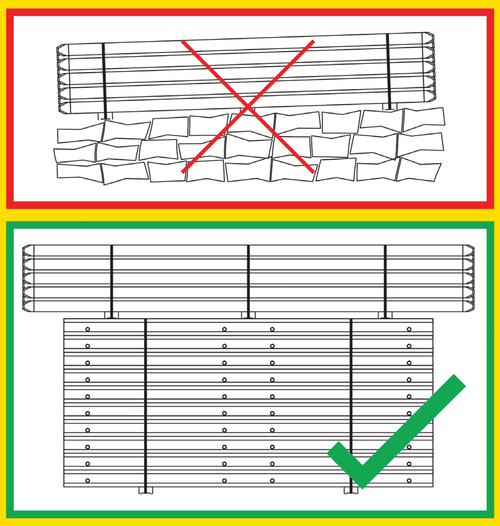

Vždy nakládej lehčí materiál na těžší

Watch maximum allowable load bearing capacity of the cargo lying below!

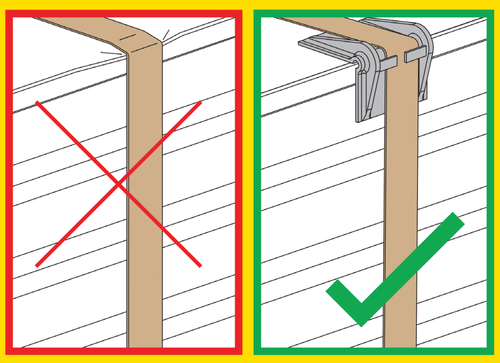

Používej ochranu pod upevňovací popruhy

Use suitable edge protection!

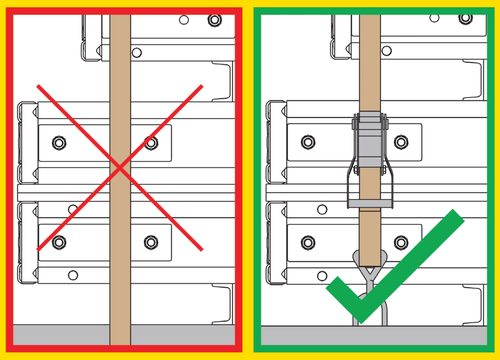

Používej vhodné uvazovací body pro upevňovací popruhy

Use suitable fixation points for the lashing straps!



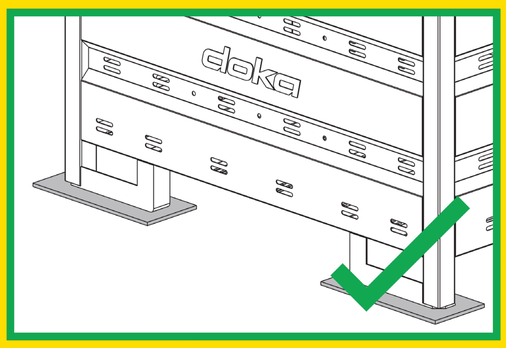

Používej protiskluzové podložky

Use anti-sliding mats!

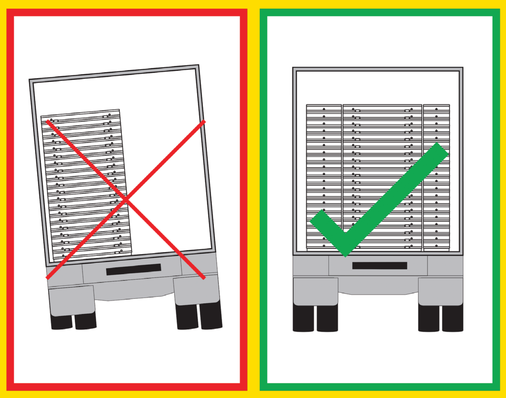

Dbej na vyvážení nákladu

Watch steady distribution of the load!

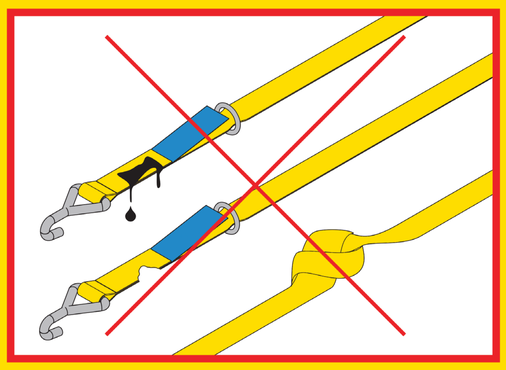

Používej pouze schválené uvazovací popruhy

Use only approved lashing straps!

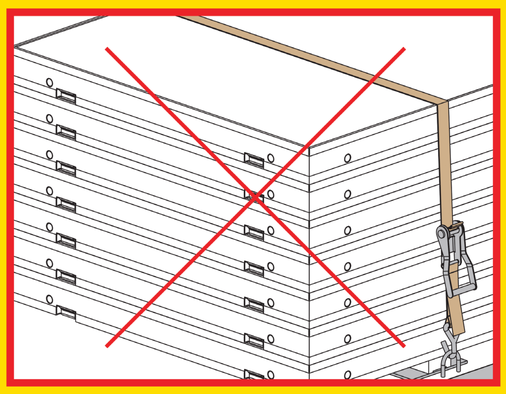

Neuvazuj materiál přes ostré hrany

Gentle lashing strap guidance – not over sharp edges!



Používej dostatečné množství uvazovacích popruhů

Use correct number of the necessary lashing straps!

Bezpečnost především!

Safety first!